

2020	2021	2022	2023
58.0%	56.8%	11.1%	7.2%

Sunday, 22 January 2023

STRATEGY DESCRIPTION

Client funds protection by LLOYD'S

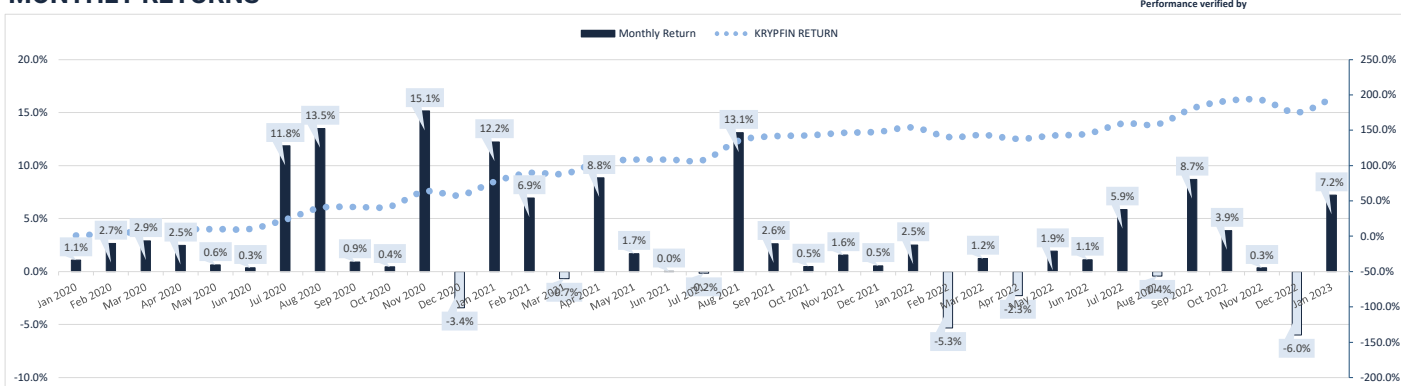
Krypfyn is a YCM-Invest Cryptocurrency CFD Investment Product that provides indirect exposure to the digital currency market. Krypfyn trades Long and Short crypto Contracts for Differences. So investors gain access to a diverse selection of assets in the crypto space but never actually take ownership of cryptocurrency itself.

We define a basket of crypto CFDs based on each underlying currency's net capitalization and liquidity in the market.

A relative performance algorithm that uses our time proven AI technology "Lxlogic" predicts trend following or mean reversal markets daily. The Algo then automatically rebalances the portfolios accordingly in real time, using the best execution in the market, with a view to producing high but steady returns.

Our Risk team, assisted by our quants, constantly and closely monitor all market changes and trends. We may, at our discretion, change the configuration of the Investment Product assets to drive your return on investment higher and reduce investment risk.

MONTHLY RETURNS



Note: KRYPFIN figures refer to simulated past performance. No past performance is a reliable indicator of future performance. Performance shown is NET of YCM fees.

KEY HIGHLIGHTS

No fees to open or close an account.

Clients have access to view their investment product live.

The portfolio manager accounts are verified by KPMG.

Client funds are protected by Lloyd's for up to GBP 500,000 and for larger investments on demand.

MONTHLY RETURNS

Year	Jan	Feb	Mar	Apr	May	Jun	Jul	Aug	Sep	Oct	Nov	Dec	Year
2023	7.22%												7.22%
2022	2.50%	-5.32%	1.22%	-2.27%	1.92%	1.12%	5.86%	-0.41%	8.68%	3.86%	0.35%	-5.98%	11.07%
2021	12.22%	6.93%	-0.68%	8.83%	1.68%	0.01%	-0.16%	13.09%	2.62%	0.48%	1.55%	0.54%	56.78%
2020	1.07%	2.66%	2.90%	2.47%	0.62%	0.34%	11.85%	13.49%	0.90%	0.44%	15.14%	-3.41%	58.02%
2019	-2.58%	8.19%	10.13%	2.84%	15.81%	-2.23%	-2.76%	-1.27%	0.55%	-1.39%	1.89%	1.24%	32.73%
2018	0.10%	1.31%	1.78%	-1.84%	2.97%	1.22%	-2.88%	1.51%	3.74%	-0.64%	0.93%	-2.02%	6.11%

Note: KRYPFIN figures refer to simulated past performance. No past performance is a reliable indicator of future performance. Performance shown is NET of YCM fees.

STATISTICS

Stats Date: Jan 20

Last 3 Years Return	195%
Last 3 Months Return	1.16%
Annualised Return	42.4%
Largest Monthly Drawdown	-6.0%
Peak-to-Valley Drawdown	-10.7%
Annualised Volatility	17.8%
Annualised Downside Volatility	7.9%
Sharpe Ratio	2.38
Sortino Ratio	4.94
Calmar Ratio	32.63
Average Leverage	1:0.7
Average Volume p/100K/m	3,918,416
Expectancy Per Million	\$33,902

	+
Last 3 years return (2020 - To date)	195%
Winning Months	75%
Consecutive Winning Months	13
Best Month	15%
Winning Days	52%
Consecutive Winning Days	9
Best Day	9%

	-
Last 3 years max Drawdown	-6%
Losing Months	25%
Consecutive Losing Months	1
Worst Month	-6%
Losing Days	48%
Consecutive Losing Days	7
Worst Day	-7%

INVESTMENT SIMULATION 2021

Simulation of \$1,000,000 Investment in 2022	Jan-22	Feb-22	Mar-22	Apr-22	May-22	Jun-22	Jul-22	Aug-22	Sep-22	Oct-22	Nov-22	Dec-22
Investment in 2022	3.33%	-5.32%	1.63%	-2.27%	2.56%	1.49%	7.81%	-0.41%	11.58%	5.14%	0.46%	-5.98%
\$1,250,000	\$1,291,623	\$1,213,028	\$1,232,752	\$1,204,739	\$1,235,589	\$1,253,978	\$1,351,907	\$1,331,296	\$1,485,458	\$1,526,751	\$1,523,404	\$1,432,351
Performance Fees	\$10,406	\$0	\$0	\$0	\$0	\$0	\$15,071	\$0	\$33,388	\$10,323	\$0	\$0
Investor Net Equity	\$1,281,217	\$1,213,028	\$1,232,752	\$1,204,739	\$1,235,589	\$1,253,978	\$1,336,836	\$1,331,296	\$1,452,070	\$1,516,428	\$1,523,404	\$1,432,351

	2020	2021	2022	2023
	58.0%	56.8%	11.1%	7.2%

SMART MONEY MANAGEMENT

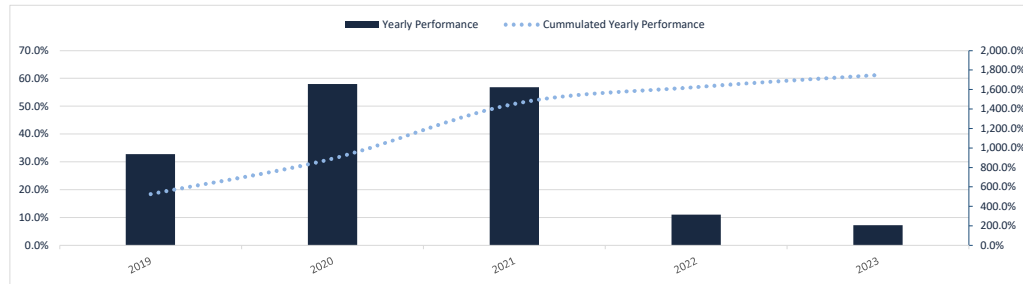
YCM Invest has been a trusted partner to professional traders since 1998. YCM-Invest Ltd. has been authorised and regulated by the Financial Conduct Authority since 2007 [Firm Reference Number 470392] with permission to hold client funds, act on a matched principal basis and manage investments. Our management team has developed investment management programs for Hedge Funds and Family Offices worldwide leveraging big data, self-learning algorithms and market sentiment facts to deliver consistent growth.

Verified by one of the big four.

Lloyd's £500,000 Deposit Protection.

FCA Authorised and Regulated.

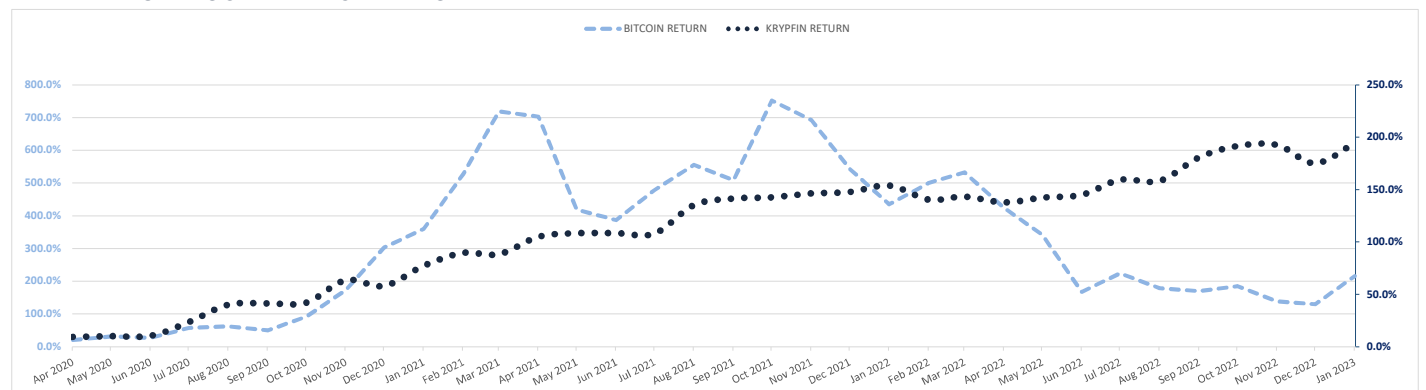
ANNUAL RETURNS



KEY COMPARISON STATISTICS

Last 3 years back test	KRYPFIN	BITCOIN
Total Return	195%	216%
Max Draw Down	-6.0%	-64%
Annualised Return	42%	46%
Annualised Volatility	18%	78%
Annualised Downside Volatility	8%	12%
Sharpe	2.4	0.6
Sortino	5.4	3.8
Calmar	32.6	3.4
Worst Month	-6%	-64%
Best Month	15%	48%

KRYPFIN VS BITCOIN PERFORMANCE



Note: Krypfin figures refer to simulated past performance. No past performance is a reliable indicator of future performance. Krypfin performance does not take YCM fees into account. Source of Coin info is CoinmarketCap.

GENERAL INFORMATION

Minimum Investment	1,000,000 USD	Margin to Equity	50%
Max Asset Under Management	up to USD 100 Million	Firm	YCM INVEST Ltd.
Management Fee	0%	Regulator	FCA Register Number [470392]
Performance Fee	25%	Legal Structure	Managed Account
Execution Fee Per Million	0.30%	Investment Restriction	Professional and Elective Professional Clients Only
Highwater Mark	Yes	Inv. Style	Trend Following
Exit	Quarterly	Traded Asset	CFD's of Digital currency Basket

DISCLAIMER

This document is an indicative form only. It is not intended to form the basis of any transaction, and is not intended to provide advice of any kind, including investment advice. It is designed to promote discussion and comments. Prospective investors should realise that if underlying assumptions prove inaccurate or risks or uncertainties materialise, actual results could vary materially from expectations. Prospective investors are therefore cautioned not to place undue reliance on any past or forward-looking statements. Past performance is not an indication of future results. Cryptocurrency is virtual currency that is not issued or backed by a central bank or government. It has experienced significant price volatility in the past which, combined with leverage, places you at risk of suffering significant losses and potentially losing more than you have invested. Cryptocurrency CFDs are an extremely high-risk, speculative investment and are not suitable for all investors. You should be aware of the risks involved and fully consider whether investing in cryptocurrency CFDs is appropriate for you, seeking independent advice if necessary. You should only speculate with money that you can afford to lose.